


WELCOME TO WATCHTVEVERYWHERE

Smart TV Experience

Stream TV directly from Apps
 TV Designed to watch everywhere

With watchTVEverywhere, you can take your TV shows with you wherever you go. Inside or out, to the laundry room, or with you on your next road trip. You can watch using your smartphone, computer or tablet. The best part... it's FREE with your TV subscription.



and many more...

Sports apps included with Xtra Sports package



Live TV Packages

Local	Essential	Entertainment	Xtra Sports
50+ Channels	50+ Channels	50+ Channels	13+ Channels
Includes Local News Networks, and More	Includes Local News Networks, and More	Including Local, Essentials PLUS All Our Best Networks	NFL Red Zone, World Fishing, BTN, Fox Nets & More!
20 devices with 5 streams	20 devices with 5 streams	20 devices with 5 streams	20 devices with 5 streams
Add on DVR	Add on DVR	Add on DVR	Add on DVR



Register here to start watching TV or stream app on your phone. For more information contact Mosaic Technologies.

As a Mosaic Technologies Cable TV subscriber, you will gain FREE access to more than 30 networks with WatchTVEverywhere!

 **CELECT COMMUNICATIONS**

715.458.5400
 ExperienceMosaic.com

WATCHTVEVERYWHERE - SETUP

WatchTVEverywhere-Registration

With WatchTVEverywhere, you can watch TV programs from devices such as smartphones, tablets, laptops, desktops, and even Smart TVs.

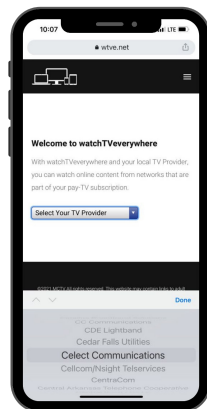
WatchTVEverywhere works anywhere you can receive an Internet signal*: inside your house, at the office, shopping mall, hotel, airport, vacation home, etc. It includes live TV for some channels & has full episodes of current TV shows.**

Scan here to go to wtve.net and start setting up watchTVEverywhere

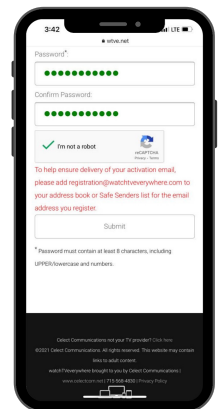


* The quality of WatchTVEverywhere signals while roaming (airports, stores, etc.) will vary depending on the strength of the signal. Data usage and roaming charges apply. Flash-enabled browsers are required to watch TV programs.
** Programming availability may vary.

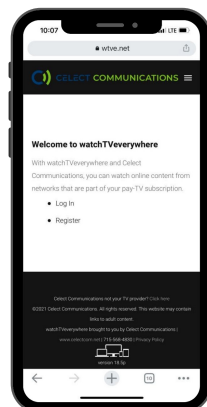
- 1 Go to www.wtve.net and select your TV provider as Celect Communication.



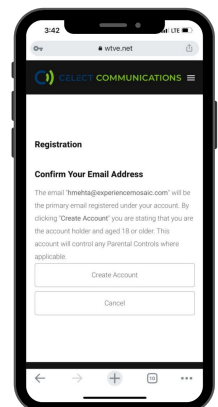
- 3 Enter your TV Account number, and personal information like first & last name, email and a password to set up the account.



- 2 Click 'register' to set up your free account. . Enter your TV Account number, personal information and a password to set up the account.



- 4 Complete the form and click 'submit'.

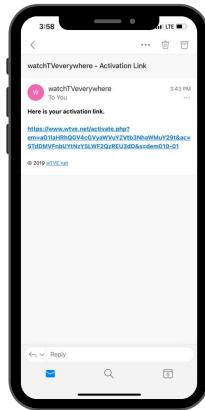


WATCHTVEVERYWHERE - SETUP

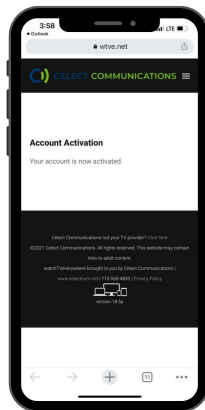
WatchTVEverywhere-Registration

- 5** Check your e-mail that you provided in the form earlier for the validation e-mail from watchTVEverywhere. *(Check your secondary and spam inbox if you don't see the e-mail)*

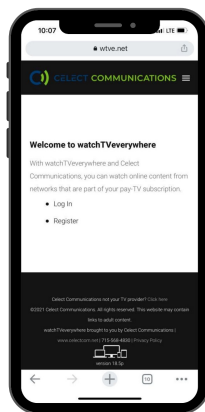
Click on the validation link in the e-mail.




- 6** Clicking on validation email link will take you to the browser saying your 'Account is Activated'.



- 7** Congratulations! You may now click on log in and enter your ID, Password set by you.



- 8** You should see apps/channels that are available for your computer, tablet and smartphone. Click on the desired channel to watch. If it asks to log in- log in using the same credentials.



Enjoy your Watch TV Everywhere!

Note: You can download the available apps on your smartphone, TV, Tablet and Computer. Select the option of 'sign in using your service/tv provider', select 'Celect Communications' as your provider then use the same log in credentials created here. Watch your favorite shows on your favorite apps at your convenience. Example below.

